



cape horn

36

32

31

27

24

22



cape horn

36



SOPHISTICATED WORKHORSE.

MORE OF EVERYTHING

With an overall length of 36'11" and a beam of 10'6" the new Cape Horn is ready for almost anything. Modern design means less drag on the hull when under way. Less drag equals better fuel economy and faster top speeds. The design had twin engines in mind, but if you crave more power the 36 may be factory equipped with triple outboards.

UNIQUE STORAGE


You might need to buy more gear to fill all the compartments. Extra storage is cleverly placed in the forward gunnels. These large 5' long — (165 qt.) compartments make great use of otherwise forgotten space without the rattles and squeaks associated with in deck storage. Need more add the optional forward seating to surround yourself in comfort and gain huge storage compartments below. Three large tackle drawers in the console are great for those long trips offshore. Two additional compartments add more storage on either side of the leaning post. Need more, add the bolster seats or Tackle Station to better meet your needs.

A 1400 quart insulated fish box will hold almost any swordfish up to 9' in length and serves double duty with removable rod racks for those out of town trips. The rear 20 gal. live well is standard as well as large transom gate and folding rear seat. The main live well converts to a rear facing seat to stay close to the action. It sports 60 gallons for keeping the largest of baits frisky.

Ample dash space assures two large displays will fit with ease. A look inside the console reveals the new level of style in this Cape Horn. Walk-in and you quickly realize it can hold enough gear for extended weekend trips. With an optional flush toilet, it is sure to please everyone aboard.

The Cape Horn 36 truly has an appetite for success offshore. The wide beam and excellent speed let you get there faster and in comfort. The fact that it is unsinkable gives you one more reason to fish with confidence when others stay in port. The 36 is a solid choice for the seasoned angler looking for all the advantages to fish harder than any other.

Length	36' 11"
Beam	10' 6"
Draft	24"
Deadrise	23°
Hull Weight (dry) Approximate	7900 lbs.
Maximum H.P.	1100
Fuel Capacity	410
Max. Load	6000 lbs.



It lives in the
open ocean
where people seldom venture.



STABLE
UNSINKABLE
DRY RIDE



cape horn
www.capehornboats.com

WORTH THE WAIT.

REFINED HULL DESIGN

Introducing the all-new Cape Horn 32. From the redesigned floor plan to the newest features for added comfort, everything about the 32 will leave an impression. A refined hull design offers a forgiving ride no matter what the conditions, providing added stability and ride quality.

DESIGNED FOR COMFORT

The newly designed cockpit offers a more prominent floor plan featuring more space, more storage, and more comfort.

FULL OF SUPRISES

All the new features are cleverly hidden until needed. Flip down the rear bench seat for the ride out. Pull out the concealed shower when it's time to cool off, or check out the rear insulated bait box that doubles as an optional live well. Need somewhere for the extras? Try the deep removable rear storage box hidden under the rear port hatch. Even the trim tabs are hidden beneath the hull when off duty.

Competitively priced and loaded with a host of benefits in both design and style, the new Cape Horn 32 is ready to make an impression.



32

One of the driest designs on the water.




Length	31' 10"
Beam	9' 1"
Draft	22"
Deadrise	23°
Hull Weight (dry) Approximate	5400 lbs.
Maximum H.P.	700
Fuel Capacity	273
Max. Load	4000 lbs.

BULLETPROOF

A key factor in our legendary ride is pressure filling every inch of empty space in the hull with closed cell foam.

The foam quiets the ride, adds stiffness to the hull and makes every Cape Horn absolutely unsinkable.

How many boats can make that claim?



www.capehornboats.com

MORE COMFORT
MORE STORAGE

TOURNAMENT TESTED.
MORE OF EVERYTHING

The new 31T (Tournament) truly has the professional in mind. This newest design delivers a ride quality and a new standard in dryness that can only be achieved when 30 years of boat building experience meets modern technology.

Adding more storage, while preserving the unsinkable characteristics of all Cape Horns was a must in the 31T design. Large compartments were added to the 31T's front gun whales for a fresh approach to storage without having to get on your knees.

The huge cockpit grew even larger and deeper with a new floor plan. The transom gate makes short work of landing a large tuna or just boarding after a quick swim.

A redesigned leaning post adds more tackle storage while delivering extra comfort from a contoured cushion. The new console adds more storage below. Add the optional hard-top and bring a fresh, modern look to this Cape Horn design.

Climb into the console and you quickly realize how much storage space the 31T delivers. With a manual flush toilet and over 6'2" of headroom you may need to buy some more gear to fill this storage area.

The 31T has more standard fishing features than any other in this professional class. Dual live wells 30/60 gal., 26 rod holders, Custom Trailer, T-Top, Electronics box, 85 quart built-in drink cooler, Fresh water/Raw water washdowns, a marine head and a 740 qt. Insulated fish box are only a sampling of the standards on this new Cape Horn.



www.capehornboats.com



31T



Catch
what you haven't.



Length	31' 8"
Beam	9' 1"
Draft	22"
Deadrise	23°
Hull Weight (dry) Approximate	4900 lbs.
Maximum H.P.	700
Fuel Capacity	290
Max. Load	4000 lbs.

GO FASTER AND FARTHER

All the boats leave the factory turn-key ready to go with many power and color combinations available. With twin engines you can get to the most rugged offshore destinations in dependable comfort. With a cruising speed of 45mph and a range of 450 miles there is almost nowhere to hide from this one.

Schedule a test ride on the all new Cape Horn 31T and you quickly realize why it has developed a cult like following over the years.

With over 30 changes in both design and style, the new 31T Cape Horn deserves a second look before you ultimately meet one offshore.



DEEPER COCKPIT
MORE STORAGE

COMFORT AND CONVENIENCE.
INVESTMENT IN LIFE

The Cape Horn 31xs is always an adventure surrounded by the people you enjoy the most. The bow seating redefines comfort offshore while increasing the storage under the cushions to 572 quarts. Adding more storage, but preserving the **unsinkable** characteristics of the Cape Horn line was a must. Large compartments were added to the XS (Extra Seating) front gun whales for all your gear.

Aft space was redefined with a large transom gate that makes landing a big fish a breeze. The rear live well grew to 30 gallons and is offset allowing a nice storage compartment in the center for extra batteries. A rear seat is also available as an option. It folds out of the way if not needed.


The main live well is a huge 60 gallons. You can also add a little more storage and some cockpit space with the optional tackle station. A 20 gallon freshwater system is standard to rinse your gear or just cool off. As always the raw water wash down is also included.

A nicely finished compartment awaits under the console. With plenty of headroom to stand, it makes a perfect spot to change into a bathing suit or use the facilities.



31xs

Feeds mainly on
women and small
children.



Length	31' 8"
Beam	9' 1"
Draft	22"
Deadrise	23°
Hull Weight (dry) Approximate	4900 lbs.
Maximum H.P.	700
Fuel Capacity	290
Max. Load	4000 lbs.

The forward console seat reveals a large insulated drink cooler. The hatch underfoot conceals the forward insulated fish box.

At 740 quarts it will store the largest of catches or any gear you may want to include in your next family getaway.

With the same great ride as the legendary 31T, the XS has truly redefined offshore comfort.

Give your family a treat and schedule a test ride on the all new Cape Horn 31xs. Decide on a color and let the adventure begin.



ADVANCED HULL DESIGN
UNSINKABLE
SPACIOUS



cape horn

27os



FUNCTIONAL SIMPLICITY. PERFECT COMBINATION

The sprawling, open floor plan, uncluttered deck and extra storage in the bow are just a few details that make this boat possibly one of the best offshore platforms to date. Introducing the all new Cape Horn 27os (Offshore.) Competitively priced and loaded with more standard equipment, the 27os is quickly getting some attention.

NO COMPROMISE

The wide beam and excellent speed let you get there faster and in comfort. A larger cockpit, extra storage and comfortable rear seating make for an uncluttered workstation when the bite is on. A choice of seating options allow you to personalize the rig to suit your fishing style. The 40 gallon live well system is standard equipment and designed to carry your baits throughout the weekend if needed. Need more, upgrade to the 60 gallon system and receive the rear facing seat as a bonus.

The 25 rod holders are placed where you need them. A large transom gate gives you the option to slide larger fish over the back. The huge, 7'-700 qt. fish box is insulated for the long haul, so you can fish further. The console face is big enough for two modern screens and many extras to be close at hand while navigating offshore. Everything is bigger in this boat.

The 27os is a solid choice for the seasoned angler looking for all the advantages to fish harder than any other. The fact that it is unsinkable gives you one more reason to fish with confidence when others stay in port. From bow to stern every detail is engineered and tournament tested for one purpose- to fish.

Length	26' 9"
Beam	9'
Draft	22"
Deadrise	23°
Hull Weight (dry) Approximate	4100 lbs.
Maximum H.P.	450
Fuel Capacity	180
Max. Load	3000 lbs.



STABLE
UNSINKABLE
DRY RIDE



cape horn
www.capehornboats.com

27xs



EVERYONES SHORTLIST. NEWEST DESIGN

The all new Cape Horn 27xs offers the sporting genes of the legendary 31 coupled with a huge 90 sq ft floor plan and many premium amenities. The uncompromising build quality that distinguishes every Cape Horn is seamlessly carried through this newest offering.

BIGGER EVERYTHING

Maybe you need more space or just want to invite a few more friends, whatever the reason the 27XS will not disappoint. At home as a tender or offshore chasing Tuna it is designed to perform. The rear seat tucks away when the action heats up, transforming the aft cockpit from luxury liner to battle wagon in seconds.

Extra storage is cleverly placed in the forward seating. These large compartments make great use of otherwise forgotten space without the rattles and squeaks associated with in deck storage. Large tackle drawers on the leaning post are great for those long trips offshore. Two additional compartments add more storage to the leaning post. Need more, check out the new Tackle Station as an option.

The huge 42 gallon live well, large transom gate and a 700 quart insulated fish box leaves the competition in your wake before you even leave the dock.

Ample dash space assures two large displays will fit with ease. A glove box is nice for those quick to get at items. A look inside the console reveals the new level of style in this Cape Horn. Walk-in and you quickly realize it can hold enough gear for extended weekend trips. With an optional flush toilet, it is sure to please everyone aboard.

While a larger cockpit, extra storage and comfortable rear seating may not guarantee fishing success, you may however just want to fish a little longer.

Competitively priced and loaded with standard equipment, the Cape Horn 27xs is quickly getting some attention by becoming the greatest value in boating.

Length	26' 9"
Beam	9'
Draft	22"
Deadrise	23°
Hull Weight (dry) Approximate	4200 lbs.
Maximum H.P.	450
Fuel Capacity	180
Max. Load	3000 lbs.



Bad day
to be a Wave.



EXTRA ROOM
UNSINKABLE
DRY RIDE



cape horn
www.capehornboats.com

24os



UPGRADED AND REDESIGNED. LEGENDARY CLASSIC

The new 24os (offshore) is packed with upgrades. A new floor plan creates more space, leaving more room to fish. Two huge live wells (35/40 gal.) make sure you will never run out of bait. The rear seat with it's removable backrest is a nice addition when it's time to take a break. It's molded top deck and transom area afford practical results with the snag free flush mounted hardware. Rear combing bolsters are a nice standard addition that can be felt at the end of the day. Veteran anglers will appreciate the 20 rod holders located where you need them.

MORE ROOM

Increased deck area is apparent in the rear cockpit as well as bow. The step-up in the bow makes throwing a cast-net easy and adds a huge storage box. The new 470 qt. fish box delivers 6' of below deck insulated storage to serve as a final resting place for almost anything you can catch.

USEFUL STORAGE

A new lockable console allows plenty of room for all your gear by adding two huge storage compartments below. The new leaning post delivers additional storage on each side. Flip up the front seat and find an insulated drink cooler.

INCREDIBLE RIDE

Then there's the ride, nothing short of incredible. The newly designed hull deserves a test drive in any condition. All experienced captains will be impressed with both the ride comfort and fuel economy.

With a host of changes in both design and style, the new Cape Horn 24os is more ready than ever to face what awaits 50 miles offshore.



SOFT ENTRY
UNSINKABLE
SPACIOUS
DRY RIDE



Length	25' 1"
Beam	9' 1"
Draft	20"
Deadrise	23°
Hull Weight (dry) Approximate	3700 lbs.
Maximum H.P.	400
Fuel Capacity	145
Max. Load	3000 lbs.

cape horn

www.capehornboats.com

TOUGH, SLEEK AND MODERN.
SOMETHING FOR EVERYONE

With added comfort, the 24xs still takes work and play very seriously.

EXTRA STORAGE

The new forward seating adds 320 qts. of extra storage beneath the seat. Flip up the rear bench seat cushion and you find a huge 35 gal. live well. The removable backrest incorporates 2 additional rocket launchers.

Step into the console and you will notice additional storage in a spacious forward locker.

GIVE THE FISH A BREAK

Maybe it's time to pull a tube or just cruise the coast, the XS can adapt quickly to almost any boating excursion. A transom gate makes short work of landing a large Tuna or just boarding after a quick swim.

Whether rinsing your gear or cleaning up at the end of the day, you will appreciate both the fresh and raw water wash down systems that are standard equipment.

With something for everyone in the family the new Cape Horn 24xs is destined to be a success.




www.capehornboats.com



24xs

Look forward to **your** time on the water.



Length	25' 1"
Beam	9' 1"
Draft	20"
Deadrise	23°
Hull Weight (dry) Approximate	3700 lbs.
Maximum H.P.	400
Fuel Capacity	145
Max. Load	3000 lbs.



UNSINKABLE
SPACIOUS



cape horn



PAST PERFECT.
BIGGEST SMALL BOAT

If you think it looks good, wait until you drive it. One look into the huge floor plan of the all new Cape Horn 22 and you realize it is something special. Flip up the front seat and you can step down into the center console with 5' 4" of headroom and standard manual flush toilet. The huge 40 gal. live well behind the leaning post will make sure you never run out of bait. The aft cockpit boasts one of the largest work stations of any other in this size class. It has plenty of room for multiple anglers to go toe to toe without getting in each others way. The European non-skid pattern molded into the floor is quite unique in it's oval type pattern. The fold down rear seat is a nice optional addition if more seating is a must. Add the front bow cushion to create a relaxing spot when your ready for a break. All veteran anglers will appreciate the 24 rod holders located where you need them. Rod boxes in the sides allow for (4) more rods to be in storage. The step-up in the bow makes throwing a cast-net easy.

USEFUL STORAGE

The console below allows plenty of room for all your gear and includes a rear storage compartment. While a 4'- 400 qt. fish box in the bow delivers below-deck insulated storage for anything you may decide to bring home.

INCREDIBLE RIDE

The 22 delivers a DRY ride that's built on experience. The newly designed hull deserves a test drive in any condition. It's sharp entry tapers to a 20 degree dead rise as it moves aft. It ends with a v-pad to carry the load while softening the ride. Experienced captains will be impressed with both the ride comfort and fuel economy. With this all new design, the Cape Horn 22 is more ready than ever to face what awaits 50 miles offshore and beyond.

Length	22' 9"
Beam	9' 1"
Draft	16"
Deadrise	20°
Hull Weight (dry) Approximate	2775 lbs.
Maximum H.P.	300
Fuel Capacity	127
Max. Load	2500 lbs.



Bad day to be a Fish.



HUGE
SPACIOUS
DRY RIDE
UNSINKABLE



MORE THAN YOU EXPECT.

This isn't your first boat. You know what you don't want, so we've packed every Cape Horn with more standard fishing features than any other. Need more? Pick from the available options to build a truly custom boat.




FEATURES	36	32	31T	31XS	27OS	27XS	24OS	24XS	22
10 Year Hull Warranty	S	S	S	S	S	S	S	S	S
Lifetime Transom Warranty	S	S	S	S	S	S	S	S	S
Unsinkable	S	S	S	S	S	S	S	S	S
Composite Construction - No Wood	S	S	S	S	S	S	S	S	S
Aluminum Trailer w/Disc Brakes all Axles	S-Triple	S-Triple	S-Triple	S-Triple	S-Dual	S-Dual	S-Dual	S-Dual	S-Dual
Aluminum Mag Wheels w/Radial Tires	S	S	S	S	S	S	S	S	S
1000 gph Auto Bilge Pump	S	S	S	S	S	S	S	S	S
1250 gph Auto Bilge Pump	S	S	S	S	S	S	S	S	S
Compass	S	S	S	S	S	S	S	S	S
T-Top w/Electronics Box	S	S	S	S	S	S	S	S	S
Hard Top	0	0	0	0	0	0	0	0	0
Rear Legs	0	0	0	0	0	0	0	0	0
Powder Coating on Pipe Work	0	0	0	0	0	0	0	0	0
(2) Spreader Lights	S	S	S	S	S	S	S	S	S
Walk-In Console Headroom	6'2"	6'3"	6'2"	6'2"	6'2"	6'2"	6'2"	6'2"	5'4"
Leaning Post w/Backrest	S	0	S	S	S	S	S	S	S
Deluxe Bolster Seat Leaning Post	0	S	0	0	0	0	0	0	NA
Live well System (gal.)	60/20	60/20	60/26	60/26	40	40	40/35	40/35	40
Forward Seating	0	S	NA	S	NA	S	NA	S	NA
Rear Seating	S	S	0	0	S	S	S	S	0
85 Qt. Insulated Drink Cooler	S	S	S	S	S	S	S	S	0
Insulated Fish Box	9'-1400 (quarts)	7'-740 (quarts)	7'-740 (quarts)	7'-740 (quarts)	7'-700 (quarts)	7'-700 (quarts)	6'-470 (quarts)	6'-470 (quarts)	4'-400 (quarts)
Electric Tabs w/Indicators	S	S	S	S	S	S	S	S	S
3 - Step S.S Dive Ladder	S	S	S	S	S	S	S	S	S
Transom Gate	S	S	S	S	S	S	S	S	S
Rod Holders	26	29	26	26	25	25	20	20	24
Rear Coaming Bolsters	S	S	S	S	S	S	S	S	S
FWD Combing Bolsters	S	S	0	S	0	S	0	S	NA
Flip-Out FWD Bolsters	0	0	NA	0	NA	0	NA	0	NA
Large Electronics Area	13 x 40	13 x 40	13 x 40	12 x 34	12 x 34	12 x 34	12 x 34	12 x 34	13 x 30
Sani-Pottie w/Holding Tank	S	S	S	S	S	S	S	S	S
Vacu-Flush w/Holding Tank	0	0	0	0	0	0	0	0	NA
Flush Mount Hardware	S	S	S	S	S	S	S	S	S
Raw Water Washdown	S	S	S	S	S	S	S	S	S
Freshwater System (gal.)	20	20	20	20	20	20	20	20	9

S — Standard O — Optional NA — Not Available

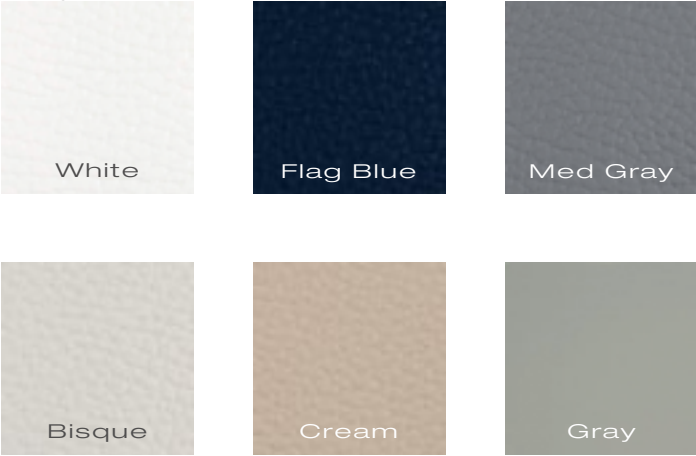


PICK A COLOR

Any of the colors can be added to the hull sides. A boot stripe above the waterline makes a nice accent. The interior of every Cape Horn can be given a highly individual touch, thanks to a wide range of upholstery colors.



Vinyl Accents



HARD TOP

Cape Horn offers the sleek hard-top system in brushed anodized finish or you can upgrade to the colored powder coating for pipe-work. The bottom side of the hard-top can be color matched to hull sides to add a splash accent of color.



Powder Coated Frame / Steel Blue Under



Hard Top Rear Legs 31 / 36



Powder Coated Hard Top with Rear Legs

Ice Blue 32

DECISIONS




32 with Optional Hard Top / Rear Legs




IT'S YOUR CHOICE

Whether it's standard equipment or an option, all models can be equipped with rear seating. You may also decide to add the fold-out bolster/backrest to any of the models equipped with forward seating. Maybe some under gunwale lights or bait attracting under water lighting suits your style.



Fold-Out Bolster/Backrest



Underwater Lighting



Cockpit Lighting

BOLSTER SEATS



Bolster Seats Standard in 32 – Option in 31/36 models



Bolster Seat Option in 22, 24 and 27 models.



“One look inside and you can tell these boats are different.”



IF TROLLING IS YOUR STYLE



Check out the optional Rupp Top Gun outriggers with telescoping poles. Need a tackle box you can sit on? We call it the Tackle Station and it can be installed for massive gear/lure storage on all models at no extra charge.



Tackle Storage

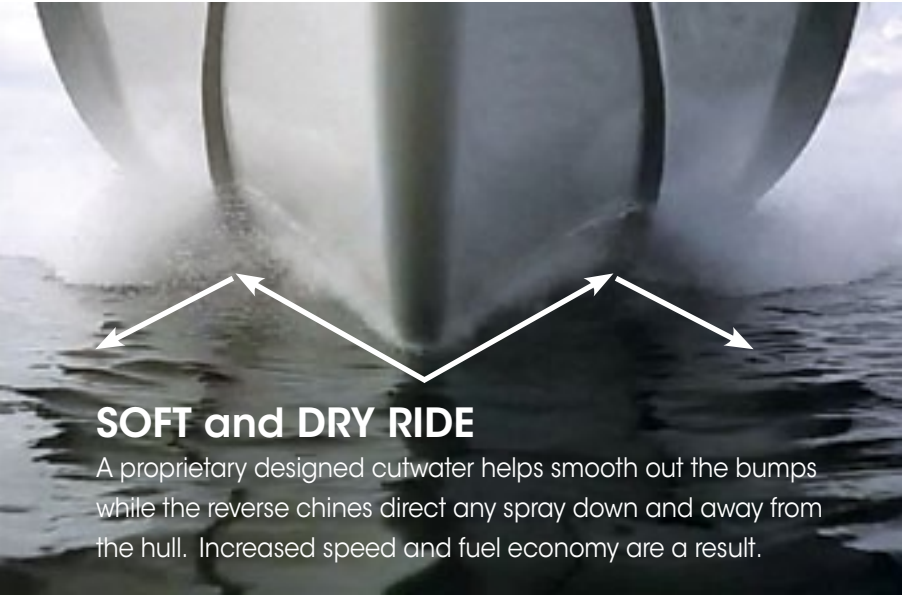


60 gal. Live Well

Standard in 31/36 models – Option in 27



SNAG FREE FLUSH HARDWARE



SOFT and DRY RIDE

A proprietary designed cutwater helps smooth out the bumps while the reverse chines direct any spray down and away from the hull. Increased speed and fuel economy are a result.



CATCH WHAT YOU HAVEN'T.



Offshore is Cape Horn's finest research and development arena. Whether you're behind the wheel or manning the rod, the Cape Horn brings a no-nonsense approach to offshore fishing.

From bow to stern every detail is engineered and tournament tested for one purpose - to fish.



Bad day to be a Fish.



More of
www.capehornboats.com
850-626-2211

Available at:

You are in command, boat safely, take a boating education course and get a Vessel Safety Check for your boat. For information call the U.S. Coast Guard Auxiliary at 1-800-368-5647 or www.cgaux.org or the United States Power Squadrons at 1-888-for-usps/www.usps.org